

7.10 MASTER PLAN DIAGRAMS ANAHEIM HIGH | OVERVIEW



- Classrooms, CR
- Science Labs, SCI
- Special Education
- Electives
- Computer Lab
- Admin / Faculty
FW - Faculty Work, FL - Faculty Lounge
- Library / MPR
- Food Service
- Physical Education / Athletics
PE - Physical Education, LR - Locker Room
- Support Spaces
S - Storage, T - Toilets, U - Utility, C - Custodial
- Hardcourts
- Play Fields
- ☆ Main Entrance
- Drop-off

320 ft
1" = 320'

7.10

MASTER PLAN DIAGRAMS

ANAHEIM HIGH | EXISTING

Anaheim Union High School District began a long range Facilities Master Plan in October 2013. Over the last 7 months, the District has engaged school site staff, teachers, principals, community members, and leadership in the discussion about what the vision of AUUSD's schools should become. This existing site map represents the uses identified in the needs assessment study, completed in February 2014. Additional input was incorporated into the plan based on LPA's site walks and Site Committee meetings in November - December 2014, where there was a review of each schools site committee questionnaire responses and initial planning opportunities were identified.

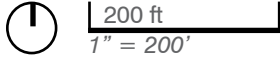
Facilities Master Planning is, by its nature, a broad endeavor. The Facilities Master Plan (FMP) developed is a "living" document and also a strategic planning tool that will identify short-term and long-term facility goals for the District.



- Classrooms, CR
- Science Labs, SCI
- Special Education
- Electives
- Computer Lab
- Admin / Faculty
FW - Faculty Work, FL - Faculty Lounge
- Library / MPR
- Food Service
- Physical Education / Athletics
PE - Physical Education, LR - Locker Room
- Support Spaces
S - Storage, T - Toilets, U - Utility, C - Custodial

- Hardcourts
- Play Fields
- ☆ Main Entrance
- Drop-off

Current Enrollment :	3,898
Teaching Stations	
Classrooms	80
Science Labs	18
Elective	22
Sub Total:	120
Resource Specialist, RSP	0
Special Education	0
Physical Education, PE.	1
Computer Lab	4
Grand Total:	125



7.10

MASTER PLAN DIAGRAMS

ANAHEIM HIGH | PROPOSED OVERALL + CIRCULATION

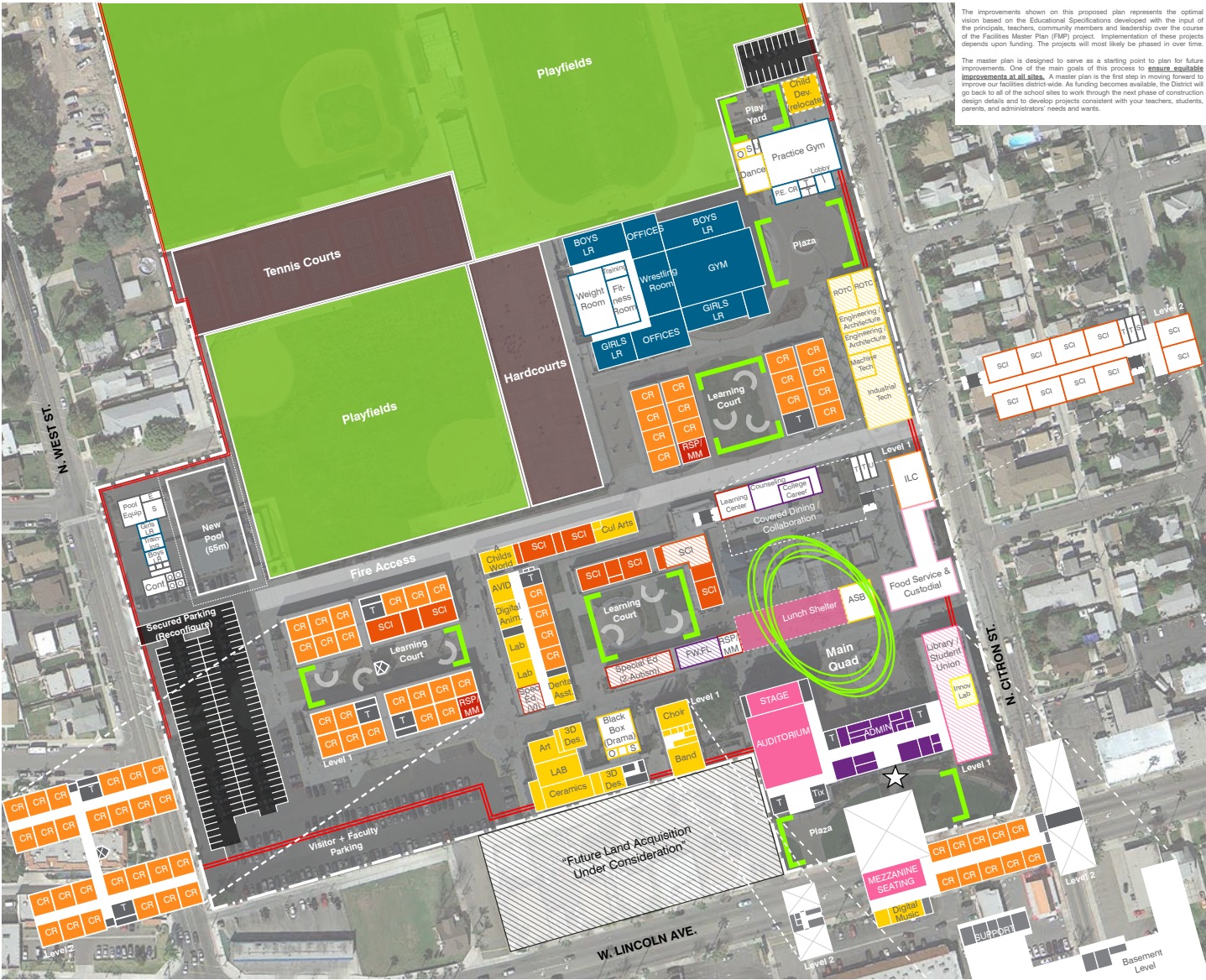


- Main Entry Point / Circulation
- Drop-Off
- Fire Lane
- Fencing / Landscape Buffer
- Existing Building
- New Construction
- Learning Courts
- Main Quad
- Hardcourts
- Play Fields
- Main Entrance

320 ft
1" = 320'

7.10

MASTER PLAN DIAGRAMS ANAHEIM HIGH | PROPOSED



The improvements shown on this proposed plan represents the optimal vision based on the Educational Specifications developed with the input of the principals, teachers, community members and leadership over the course of the Facilities Master Plan (FMP) project. Implementation of these projects depends upon funding. The projects will most likely be phased in over time.

The master plan is designed to serve as a starting point to plan for future improvements. One of the main goals of this process is to ensure available improvements at all sites. A master plan is the first step in moving forward to improve our facilities district-wide. As funding becomes available, the District will go back to all of the school sites to work through the next phase of construction design details and to develop projects consistent with your teachers, students, parents, and administrators' needs and wants.

Modernization

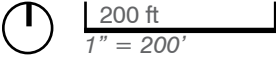
New Construction

Reconfigure

- Classrooms, CR
- Science Labs, SCI
- Special Education
- Electives
Lab spaces will be determined by program need. They could include PE, STEM, or other elective.
- Computer Lab
- Admin / Faculty
FW - Faculty Work, FL - Faculty Lounge
- Library / MPR
- Food Service
- Physical Ed / Athletics
PE - Physical Education, LR - Locker Room
- Support Spaces
S - Storage, T - Toilets, O - Office, U - Utilities & Building Support, C - Custodial

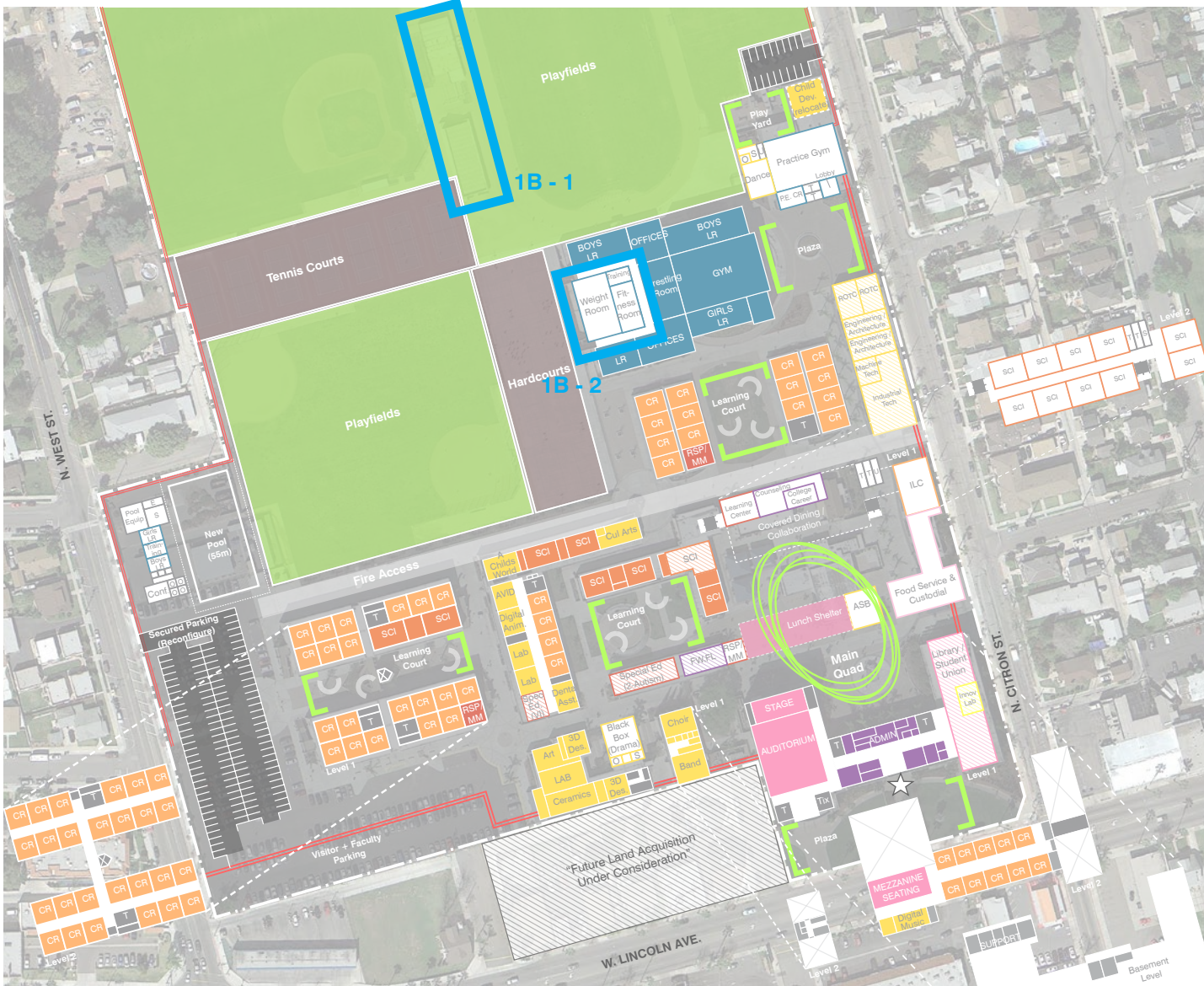
- Learning Courts
- Main Quad (Site Improvements)
- Hardcourts
- Play Fields
- Main Entrance
- Fire Lane
- Fencing / Landscape Buffer
- Drop - Off

Planning Capacity:	3,700
Teaching Stations	
Classrooms	74
Science Labs	18
Elective	25
Sub Total:	117
Resource Specialist Program / Mild - Moderate, RSP/MM	3
Special Education	3
Physical Education / Athletics	5
Grand Total:	128



7.10 MASTER PLAN DIAGRAMS

ANAHEIM HIGH | PROPOSED-PHASE 1



Modernization

New Construction

Reconfigure

	Classrooms, CR
	Science Labs, SCI
	Special Education
	Electives Lab spaces will be determined by program need. They could include PE, STEAM, or other elective.
	Computer Lab
	Admin / Faculty FW - Faculty Work, FL - Faculty Lounge
	Library / MPR
	Food Service
	Physical Ed / Athletics PE - Physical Education, LR - Locker Room
	Support Spaces S - Storage, T - Toilets, O - Office U - Utilities & Building Support, C - Custodial

Learning Courts

Main Quad
(Site Improvements)

Hardcourts

Play Fields

Main Entrance

Fire Lane

Fencing / Landscape Buffer

Drop - Off

- PROPOSED SCOPE OF WORK**
- Phase 1A**
1. Flexible furniture, equipment and technology infrastructure at some Classrooms (*Scope of work and areas of work to be determined)
 2. Safety & security improvements including fencing, cameras and locks
- Phase 1B** (included if additional funding becomes available)
1. Removal of existing stadium and new aluminum bleachers
 2. Fill in existing pool

200 ft
1" = 200'

7.10 MASTER PLAN DIAGRAMS ANAHEIM HIGH | PROGRAM

Anaheim High School ANAHEIM UNION HIGH SCHOOL DISTRICT

3700 Student - New Construction Program Summary

3700 Student Master Plan Capacity (District Loading @ 27 Students/Teaching Station = 138 TS)
925 Students/Grade (Grades 9-12)
125 Students/Period = (5.75) Teaching Stations (6 Period Day, 32 Students/TS)

Academic Core

	State/Local Capacity	Regular Classroom	Regular Lab	State Loading	AUHSD Loading	Square Footage
Core Academic + Foreign Language	27/32	0	0	0	0	0
Science	27/32	0	10	270	320	22,610
Performing Arts	27/32	0	2	54	64	6,188
Multi-Media Arts	27/32	0	0	0	0	0
Business & Finance	27/32	0	0	0	0	0
Transportation/Alternative Energy	27/32	0	0	0	0	0
Construction/Building Industry*	27/32	0	0	0	0	0
Engineering & Design*	27/32	0	2	54	64	4,522
Health Science & Medical Technology	27/32	0	0	0	0	0
Information & Comm. Technologies	27/32	0	0	0	0	0
Specialized Electives	27/32	0	0	0	0	0
Physical Education	27/0	0	0	0	0	23,231
ASB + Career Center	27/0					(In SF Below)
Total - Academic Core		0	14	378	448	56,551

RSP - Mod	13/28	2	-	26	56	(In SF Below)
Special Ed - Mod	13/15	3	-	39	45	9,323

Total: All Spaces 5 14 443 549 **65,874**

*Renovation

Student/Staff Support	
Student Support Services:	10,081
Library/Media Center:	0
Student Union/Campus Center:	9,677
Faculty Services:	0
Food Service/Custodial Support:	15,271
Total Student/Staff Support:	35,029
Grand Total - Gross SF:	100,903

Anaheim High School ANAHEIM UNION HIGH SCHOOL DISTRICT

Educational Program Specification

Depart:	Space:	Type	Area:	Number:	Total Area:	Department by Type		
						SC/NS	ANC	SP
						Scheduled	Ancillary	Support
						Non-Scheduled		

Science

Teaching Stations

6	Science Lab	SC	1,500	10	15,000			
7	Prep/Storage Room	ANC	200	10	2,000	(1 Shared Prep per 2 Science Labs)		
						15,000	2,000	0
						17,000		
						15,000	2,000	0
						Sub-Total Science Net SF: 17,000		
						Circulation/Support @ 25% (x 1.33): 5,610		
						Total Science Gross SF: 22,610		

Electives

CTE Programs: Design/Visual + Media Arts, Media Production Arts, Performing Arts, Production Management, Res/Com Construction, Business Management, Financial Services, Child Development, Eng/Architecture, Fashion/Merchandising/Culinary, Army/ROP, Systems Diagnostics + Service/ROP, Dental, Information Support + Services, Machine + Forming Tech, Navy/ROP

Performing Arts

Music/Drama/Dance

Music								0
27	Band/Orchestra Room	SC	2,800	0	0			
28	Group Ensemble Room	NS	960	0	0			
29	Practice Room	ANC	75	0	0			
30	Instrument Storage	ANC	400	0	0			
31	Uniform Storage	ANC	200	0	0			
32	Vocal/Choral Room	SC	1,400	0	0			
33	Practice Room	ANC	75	0	0			
34	Robe Storage	ANC	200	0	0			
35	Digital Music Lab	SC	1,200	0	0			
36	Staff Office/Music Library	ANC	400	0	0	(3-4 Instructors & Sheet Music Stor.)		
Drama								2,550
37	Black Box Theatre	SC	2,000	1	2,000	(45x45)		
38	Control Room	ANC	150	1	150			
39	Equipment Storage	ANC	200	1	200			
40	Staff Office/Drama Library	ANC	200	1	200	(1-2 Instructors)		
Dance								2,400
41	Dance Studio	SC	1,800	1	1,800			
42	Locker/Toilet/Dressing Room	ANC	500	0	0			
43	Costume Storage	ANC	400	1	400			
44	Staff Office/Music Library	ANC	200	1	200	(1-2 Instructors)		
						3,800	1,150	0
						4,950		
						3,800	1,150	0
						Sub-Total Performing Arts Net SF: 4,950		
						Circulation/Support @ 20% (x 1.25): 1,238		
						Total Performing Arts Gross SF: 6,188		

7.10 MASTER PLAN DIAGRAMS ANAHEIM HIGH | PROGRAM

Anaheim High School ANAHEIM UNION HIGH SCHOOL DISTRICT

Educational Program Specification

Depart:	Space:	Type	Area:	Number:	Total Area:	Department by Type		
						SC/NS	ANC	SP
						Scheduled Non-Scheduled	Ancillary	Support

Engineering & Design

Flex Program Labs

Item	Type	Area	Number	Total Area	SC/NS	ANC	SP
1 Design Lab	SC	1,500	2	3,000			
2 Storage/Work Room	ANC	200	2	400			
					3,000	400	0
					3,400		

Sub-Total Business/Design/Engineering Net SF: 3,400
 Circulation/Support @ 25% (x 1.33): 1,122
Total Business/Design/Engineering Gross SF: 4,522

Physical Education

Gymnasium

Item	Type	Area	Number	Total Area	SC/NS	ANC	SP
96 Auxillary Gym	NS	9,000	1	9,000			
97 Lobby/Hall of Fame	ANC	1,000	0.5	500			
98 Concessions	ANC	200	0	0			
99 Ticket Booth	ANC	75	0	0			
100 Gym Storage	ANC	200	2	400			
101 Boys/Girls Locker/Shower Room	ANC	2,400	0	0			
102 Boys/Girls Toilet	ANC	250	0	0			
103 Boys/Girls Equipment Storage	ANC	200	0	0			
104 Boys/Girls PE Staff Office/Locker	ANC	600	0	0			
105 Coaches Meeting/Video Room	ANC	400	0	0			
106 Off-Site Coaches Room	ANC	400	0	0			
107 Training/Treatment Room	ANC	900	1	900			
108 Boys/Girls JV Locker Room	ANC	600	0	0			
109 Boys/Girls Varsity Locker Room	ANC	900	0	0			
110 Uniform Storage	ANC	1,000	0	0			
111 Athletic Equipment Storage	ANC	1,000	0	0			
					9,000	1,800	0
					10,800		

Athletic Teaching Stations

Item	Type	Area	Number	Total Area	SC/NS	ANC	SP
112 Weight Room	NS	1,800	2	3,600			
113 Fitness Room	NS	2,400	1	2,400			
114 Health Classroom	NS	960	1	960			
115 Wrestling Room	NS	1,800	0	0			
116 Wrestling Storage	ANC	200	0	0			
					6,960	0	0
					6,960		

Aquatic Center

Item	Type	Area	Number	Total Area	SC/NS	ANC	SP
63 Ticket Booth	ANC	100	1	100			
64 Lifeguard/Coaches Office	ANC	150	1	150			
65 Public Toilets	ANC	450	2	900			
66 Pool Equipment Storage	ANC	400	2	800			
67 Pool Mechanical Equipment	ANC	1,200	1	1,200			
					0	3,150	0
					3,150		

Sub-Total Physical Education Net SF: 15,960
 Circulation/Support @ 10% (x 1.111): 4,950
Total Physical Education Gross SF: 20,910

ANAHEIM UNION HIGH SCHOOL DISTRICT

Educational Program Specification

Depart:	Space:	Type	Area:	Number:	Total Area:	Department by Type		
						SC/NS	ANC	SP
						Scheduled Non-Scheduled	Ancillary	Support

Student/Staff Support Services

Learning Center

Item	Type	Area	Number	Total Area	SC/NS	ANC	SP
93 RSP Workstations	SP	80	6	480			
94 Break Out Area	SP	200	1	200			
95 IEP	SP	150	1	150			
96 Records Storage	SP	100	1	100			
97 Speech Office	SP	200	1	200			
98 Psychologist Office	SP	200	1	200			
					0	0	1,330
					0		

Independent Learning Center (ILC)

Item	Type	Area	Number	Total Area	SC/NS	ANC	SP
99 ILC Classroom	NS	960	1	960			
100 Workstations	SP	75	6	450			
101 Collaborative Work Area	SP	960	1	960			
102 Conference	SP	200	1	200			
103 Independent Work Area	SP	330	1	330			
104 Storage	SP	100	1	100			
					0	0	3,000
					0		

Counseling Services

Item	Type	Area	Number	Total Area	SC/NS	ANC	SP
93 Student Reception/Waiting Area	SP	300	1	300			
94 Clerical Support	SP	75	4	300			
95 Counselor's Office	SP	150	4	600			
96 Registrar Office	SP	125	1	125			
97 Flex Office	SP	125	1	125			
98 Testing Materials	SP	200	1	200			
99 College/Career Center	NS	1,000	1	1,000			
100 Small Conference	SP	150	1	150			
101 Large Conference	SP	250	1	250			
102 Longterm Records Storage	SP	200	1	200			
					0	0	3,250
					0		

Sub-Total Student Support Services Net SF: 7,580
 Circulation/Support @ 25% (x 1.33): 2,501
Total Student Support Services Gross SF: 10,081

7.10 MASTER PLAN DIAGRAMS ANAHEIM HIGH | PROGRAM

Anaheim High School ANAHEIM UNION HIGH SCHOOL DISTRICT

Educational Program Specification

Depart:	Space:	Type	Area:	Number:	Total Area:	Department by Type		
						SC/NS	ANC	SP
						Scheduled	Ancillary	Support
						Non-Scheduled		

Student Union/Campus Center

Student Activities

Room	Type	Area	Number	Total Area	SC/NS	ANC	SP
Student Union				8,710			
119 Collaboration/Dining	SP	6,000	1	6,000			
120 Study Rooms	SP	250	2	500			
121 Table/Chair Storage	SP	150	1	150			
ASB				2,060			
119 ASB Director's Office	SP	150	1	150			
120 Athletic Director's Office	SP	150	1	150			
121 Student Store	SP	400	1	400			
122 Accountant	SP	125	1	125			
123 Accounting Clerk	SP	75	1	75			
124 Activities Storage Room w/ Safe	SP	100	1	100			
125 ASB Room	SC	960	1	960			
126 ASB Storage Room	SP	100	1	100			
					960	0	7,750
					960		

Sub-Total Student Union Net SF:	960	0	7,750
Circulation/Support @ 10% (x 1.111):			8,710
Total Student Union Gross SF:			9,677
	0	0	0
Sub-Total Faculty Services Net SF:			0
Circulation/Support @ 25% (x 1.33):			0
Total Student Union Gross SF:			0

ANAHEIM UNION HIGH SCHOOL DISTRICT

Educational Program Specification

Depart:	Space:	Type	Area:	Number:	Total Area:	Department by Type		
						SC/NS	ANC	SP
						Scheduled	Ancillary	Support
						Non-Scheduled		

Nutrition Services

Food Service/Student Dining

Room	Type	Area	Number	Total Area	SC/NS	ANC	SP
133 Kitchen/Food Prep	SP	2,350	1	2,350			
134 Dry Storage	SP	250	1	250			
135 Walk-In Refrigerator/Freezer	SP	125	2	250			
136 Serving Line	SP	800	2	1,600			
137 Serving Windows	SP	150	1	150			
138 Changing Room/Toilet	SP	95	1	95			
139 Food Service Director Office w/Safe	SP	150	1	150			(2 Workstations)
140 Receiving Area	SP	100	1	100			
141 Lunch Shelter	SP	7,500	1	7,500			(1000 Students)
					0	0	12,445
					0		

Custodial Services

Room	Type	Area	Number	Total Area	SC/NS	ANC	SP
142 Custodian Office	SP	100	1	100			
143 Custodian/Maintenance Workroom	SP	300	1	300			
144 Supply/Grounds Storage	SP	400	1	400			
145 Golf Cart Garage/Storage	SP	500	1	500			(4 Golf Carts)
					0	0	1,300
					0		

Sub-Total Food Service/Custodial Net SF:	0	0	13,745
Circulation/Support @ 10% (x 1.111):			13,745
Total Food Service/Custodial Gross SF:			15,271

Square Footage Summary

Sub-Total Base Program Net SF:	41,670	9,160	29,075
Total Circulation/Support:			79,905
Total Base Program Gross SF:			16,476
			96,381

7.10

MASTER PLAN DIAGRAMS

ANAHEIM HIGH | PROJECT COST SUMMARY

SCOPE OF WORK CATEGORIES	TOTAL	PROPOSED PHASE 1A	PROPOSED PHASE 1B
1. Modernize & Reconfigure Existing Classroom & Lab Buildings	\$5,840,000	\$0	\$0
2. Existing Building Systems & Toilets	\$10,701,000	\$0	\$0
3. Site Utilities	\$2,406,000	\$0	\$0
4. New Construction Classrooms	\$424,000	\$0	\$0
5. Design Lab, Science, and Career Tech Education	\$20,060,000	\$0	\$0
6. Performing Arts Improvements	\$13,026,000	\$0	\$0
7. Multipurpose / Food Service Improvements	\$4,958,000	\$0	\$0
8. Physical Education Improvements	\$15,476,000	\$0	\$300,000
9. Administration & Staff Support	\$1,547,000	\$0	\$0
10. Student Collaboration & Student Support Services	\$9,017,000	\$0	\$0
11. Safety & Security	\$4,195,000	\$900,000	\$0
12. Outdoor Learning Quads	\$1,170,000	\$0	\$0
13. Exterior Play Fields & Hardcourts	\$5,321,000	\$0	\$200,000
14. 21st Century Learning Classroom Flexibility	\$2,975,000	\$1,487,500	\$0
15. Technology Infrastructure	\$1,557,000	\$778,500	\$0
			<i>*Phase 1A scope is included in Phase 1. If additional funding becomes available then Phase 1B scope of work shall be the next priority for implementation</i>
Total Construction / Project Cost (2014\$)	\$98,673,000	\$3,166,000	\$500,000